

The background of the entire page is a sheet of lined paper with several hand-drawn sketches in blue and purple ink. In the top left, there is a sketch of a camel's head in profile, facing right. In the top right, there are two more sketches of camel heads, one slightly behind the other, both facing right. Above the second head are several small, hand-drawn hearts. In the bottom left, there is a sketch of a camel's head and neck, facing right. In the bottom right, there is a sketch of a camel's head and neck, facing right. The title 'how to draw camels' is written in a bold, orange, sans-serif font across the middle of the page. The author's name 'by phil paoletta' is written in a bold, orange, sans-serif font at the bottom center of the page.

how to draw camels

by phil paoletta

Table of Contents

About the Author	3
About the How to Draw Camels Project	4
 The Ships of the Desert	
Camel Facts that will Blow your Mind	5
Debunking Camel Myths	6
One Hump, Two Humps, Why?	7
How do Camels Make Love?	8
Where can I Spend Time with Camels?	9
Tips for Riding on a Camel	10
Camel Resources	11
 Camel Drawing	
Drawing a Camel Face	12
Connecting a Camel Body to a Camel Face	14
Drawing a Camel Face Another Way	17
Attaching an Alternate Camel Face to a Camel Body	19
Drawing an Obese Bactrian Camel (2 HUMPS BABY!!!)	21
Drawing a Camelcorn (camel-unicorn hybrid)	24
Drawing Two Camels Making Love	28
 Next Steps	
How to use Your New Skill	32
How to Thank the Author	33

About the Author

Phil Paoletta has been drawing camels professionally for several years. He got into this field when he realized that his middle school students in Washington DC had no idea how to draw a camel. It was then that he created a rigorous program to teach the most cutting edge camel drawing techniques. Now he is sharing this information with the world.

You can keep up with Phil on his blog at <http://philintheblank.net>. Most recently, he has been teaching Ghanaians, Ivorians, and Malians how to draw camels.

He also runs the site <http://howtodrawcamels.com> where he teaches people how to draw camels while exposing and supporting social enterprises in West Africa.



About the How to Draw Camels Project

Learning how to draw camels is one of the quickest ways to pad your resume and dramatically improve your quality of life. However, the How to Draw Camels project is about more than drawing camels.

When you contribute to this project, you are not only learning an invaluable skill, you are helping to change perceptions about Africa and you are giving to deserving social enterprises.

What is a social enterprise?

It is a business (either for-profit or non-profit) that has a social mission. For example, a solar panel business operating in rural Mali is making money by offering people a sustainable and renewable source of electricity – this is a social enterprise.

To many people, West Africa is a region of poverty and civil war. They don't know it as place where innovation and entrepreneurship happens. I want to showcase the aspects of this region that are not widely reported.

I plan to do this with first-hand reporting from the places themselves. Using pictures, video, and words, I want you to get a sense for West Africa beyond the typical headlines.

I also plan to use money raised from the website to give directly to projects that are effective in carrying out a social mission.



Development is hardly as rosy as it is made out to be. There are a lot of problems that come with it. Environmental destruction and wealth inequality being some of the most notable.

West Africa, and Africa as a continent, are engaged in development efforts that involve foreign countries, the UN, countless NGO's, and now a considerable number of foreign businesses.

Development is going to happen. How and to what extent is the question. I would like to see it happen on Africa's terms, not on someone else's.

To see projects I am involved with, check out the [Projects](#) page at howtodrawcamels.com.

Have a project in West Africa that I would be interested in?

Get in touch with me at phil.paoletta@gmail.com or send me a message on the [contact](#) page.

Camel Facts that Will Blow Your Mind

Camels are extraordinary animals. If you didn't know this already, check out this list of facts:

1. A camel can drink 200 liters of water in a day.
2. A camel can drink 30 gallons of water in about 10 minutes. **SAY WHAT???** Yep. 30 gallons of water. 10 minutes.
3. Camels have three eyelids and two layers of eyelashes. They need these to keep sand out and to look beautiful.
4. One of their eyelids is thin and transparent. They can shut this eyelid and still see. This is why camels can walk through insane sandstorms.
5. If the sand gets really out of control, they can also close their nostrils.
6. They can drink saltwater.
7. They can lose 40% of their body weight and still survive. See if you can do that. Actually, don't – you'll die.
8. A camel's foot is enormous. When it touches the ground it expands. This is why camels can walk on sand better than you.
9. Camels have three compartments of their stomach and they can eat just about anything, including thorn bushes and plants with high salt content.



Camels are called “Ships of the Desert” because of how they run. Like a giraffe, their legs move simultaneously on each side of the body. This makes them look like they are rocking back and forth, like a boat!

A camel can
go **17** days
without
drinking
water.

Debunking Camel Myths

- *A camel's hump is filled with water.* It is actually filled with fat. They use this fat to help them regulate body temperature as well as to help sustain themselves on long journeys.
- *Camels will spit all over you if you get near them.* It's true that camels will spit on occasion. This happens when they are severely agitated. If a camel spits on you, it is probably because you are acting like an idiot.

Also, it's not technically saliva. It is cud, partially digested contents of their stomach that they are ejecting because you are acting like a jerk.

- *Camels are whimsical.* Camels are not whimsical. They are serious and dependable animals. Please stop spreading these lies. You know who you are.



One Hump, Two Humps, Why?

Not all camels have one hump. Not all camels have two humps.

Bactrian Camels have two humps. These camels are primarily found in central Asia.

Dromedary Camels, also known as Arabian Camels, have one hump. They are primarily found in North Africa and the Middle East.

Personally, I have met many Dromedary camels. All of them have been well-mannered and interesting. I have not encountered any Bactrian camels.

But I don't discriminate. In this book, you will learn how to draw both Bactrian and Dromedary camels.



How do Camels Make Love

Camels mate throughout the year, but they are at their sexual peak when there is a lot of food available.

The men get very aggressive during times of mating. They show off their teeth, pee everywhere, and persistently salivate (somewhat similar to human males).

Males will fight over a female. These fights can be deadly. This is largely because camels have some serious teeth and they can open their mouth wider than any other ruminant.

The males also release an organ called the dulla when they are aroused. What I mean to say is that it flies out of their mouth. It is one of the few things that one could consider disgusting about camels. You can see a dulla in [this video](#).

Mating happens with the male mounting the female from behind (don't worry you will learn how to draw this later in the book). The whole affair typically lasts 10-20 minutes and it is LOUD. During the act the male makes a “duloo” call.

Camels can hybridize with other species and the result is fertile. Camels can even hybridize with llamas, but artificial insemination must be used in this case because of the size difference.



This is Rama the Cama, a camel/llama hybrid. For more about Rama the Cama, check out [this website](#).

Where can I Spend Time with Camels?

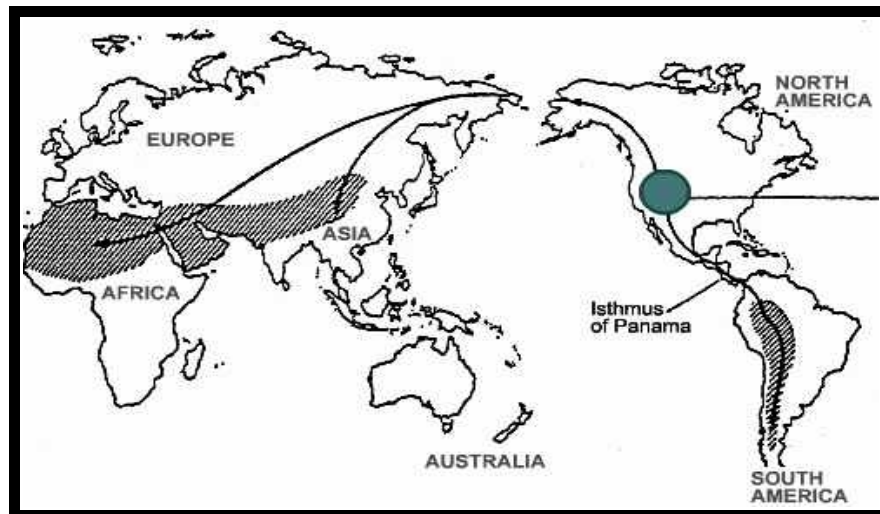
There are lots of places to spend time with camels. Some of them may be right around the corner from you. One of my best friends in Phoenix, Arizona is a camel named Clyde. He lives with two llamas and a bunch of donkeys and miniature ponies.

But Clyde is not in his natural element despite the desert landscape of Arizona.

Below you will find a map of worldwide camelid distribution. The territory marked in South America is for llamas and alpacas – not camels.

On the left side of map from North Africa to the Middle East to Central Asia – **this is camel territory.**

I got to enjoy the company of camels on a recent trip to Morocco. I plan on visiting a few camels in Mali when I travel there in April 2011.



Tips for Riding on a Camel

Camels are not the most comfortable animals to ride on, even with a saddle. But if you are traveling around the desert, they provide ideal transportation. After all, the desert is their wheelhouse.

Here are a few tips to make the ride more comfortable:

1. **Don't be belligerent** – Camels know when you are acting like a jerk. Don't try any funny business. Your life is in their hands (hooves).
2. **Don't wear shorts** – As much as you may like prancing around in them, don't get on a camel with this attire. Chafing.
3. **Don't do squats before riding** – Your rear end is going to get torn up on a camel. Don't make it worse.
4. **Don't try to ride a camel like a horse** – Camels don't run very fast. When they do run, they can only do so for short periods of time. This is because they understand that running in the desert (even though they could do this much better than you) is a fool's game. Demanding a camel to engage in unnecessary physical exertion is a recipe for disaster. The last thing you want on your hands is an angry camel.
5. **Treat your camel with respect** – Camels are perceptive animals. Don't infantilize them. Don't talk down to them. Don't act like you are better than them. Treat them as you would treat a good friend to whom you are severely in debt.



Camel Resources

There are a number of excellent camel resources to consult on the internet. Below is a list of websites along with a few entertaining and educational camel videos.

Websites

[10 Amazing Facts About Camels](#)

[What if a Camel Attacks you?](#)

[Camels: Debunking the Myth](#)

[Camels \(Wikipedia\)](#)

Videos

<http://www.youtube.com/watch?v=x0ox6cblPRO> - Camel calfs acting real silly in Somalia.

<http://www.youtube.com/watch?v=3McDNzVuyF4> - a male camel who is looking for a mate. You may find this disturbing. The organ flying in and out of his mouth is the dulla I mentioned on page 8.

<http://www.youtube.com/watch?v=BWSo7Ttxnlo> - a camel yawning in Egypt.

<http://www.youtube.com/watch?v=iKRtHkQRkCg> - Camels making camel(s). **WARNING:** this is not safe for work.



Drawing a Camel Face

A camel face is one of the most difficult faces to draw in the animal kingdom.

Here is what you need to do: 1. Look at all the steps first. 2. Don't panic. 3. Start from the beginning and follow along. 4. Breathe. 5. Draw. 6. Take your time. 7. Celebrate.

1



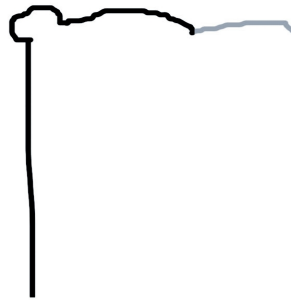
2



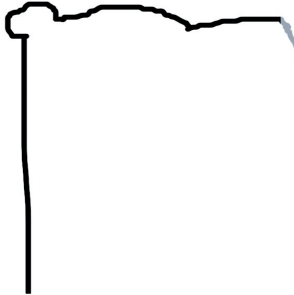
3




4



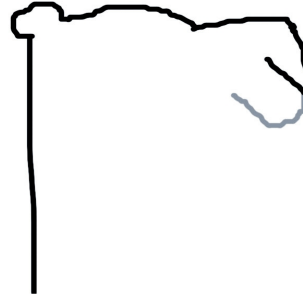
5



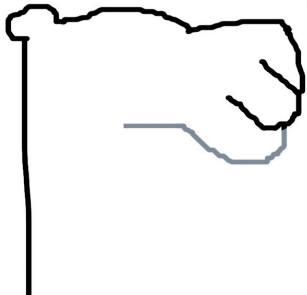
6



7



8



9





10




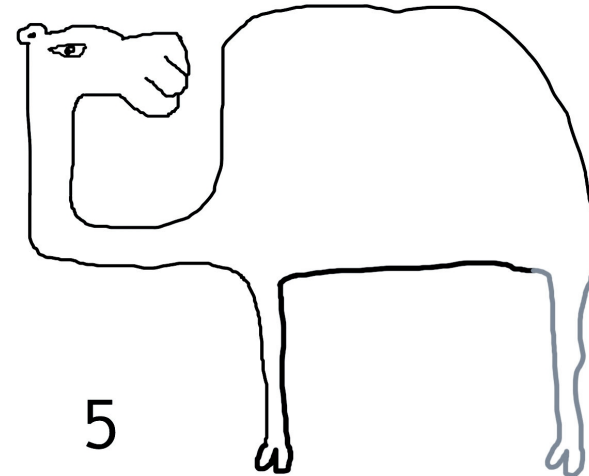
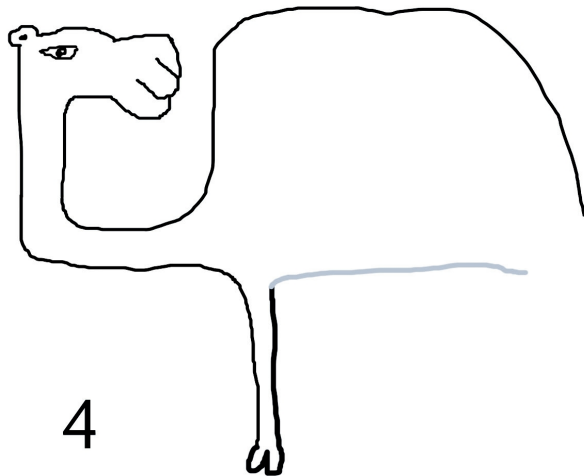
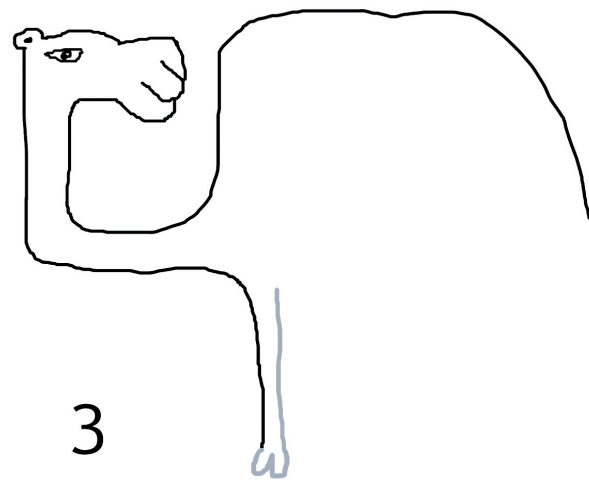

Connecting a Camel Body to a Camel Face

Drawing a camel body is a lot easier.

Start with the face you have already drawn and follow along.

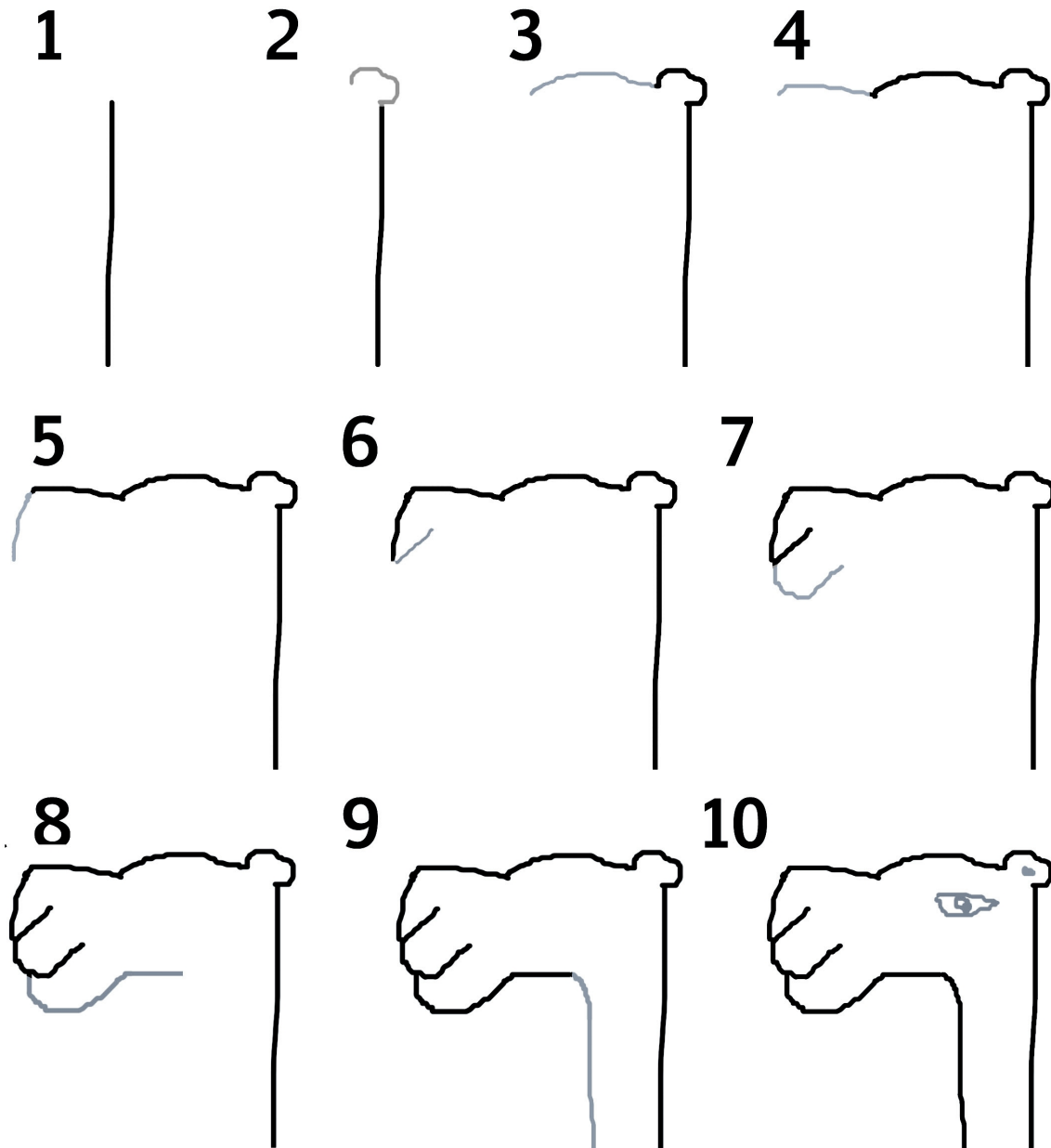


Keep going...

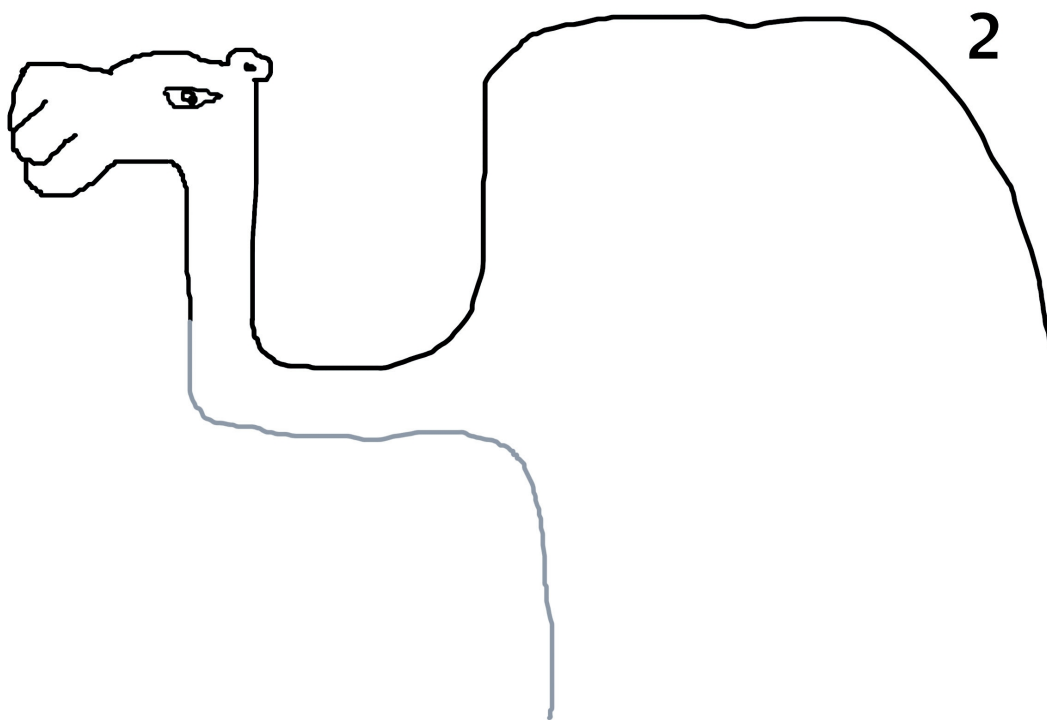


Drawing a Camel Face Another Way

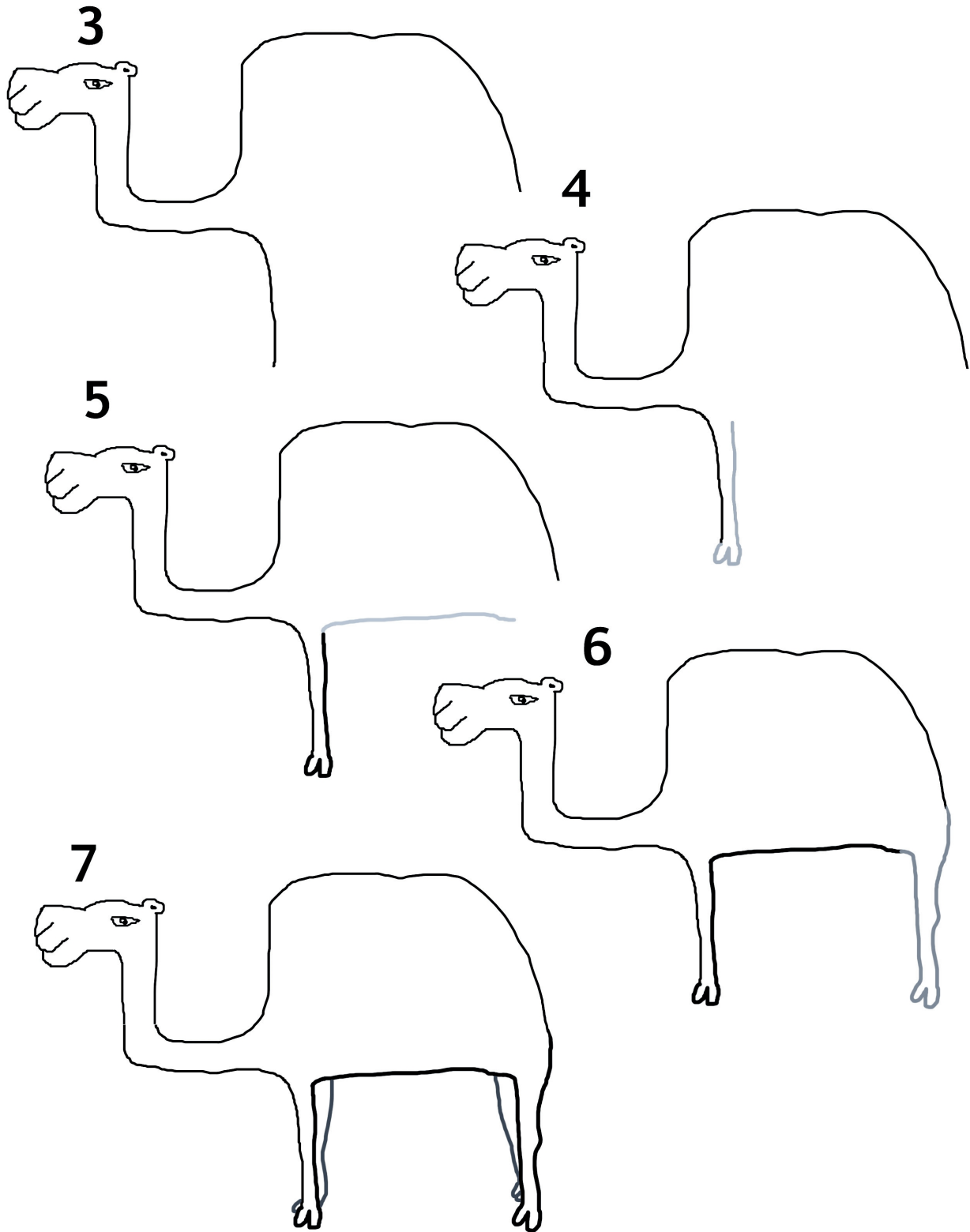
Want your camel facing a different direction? No problem.



Now you can connect this face to a body like so:



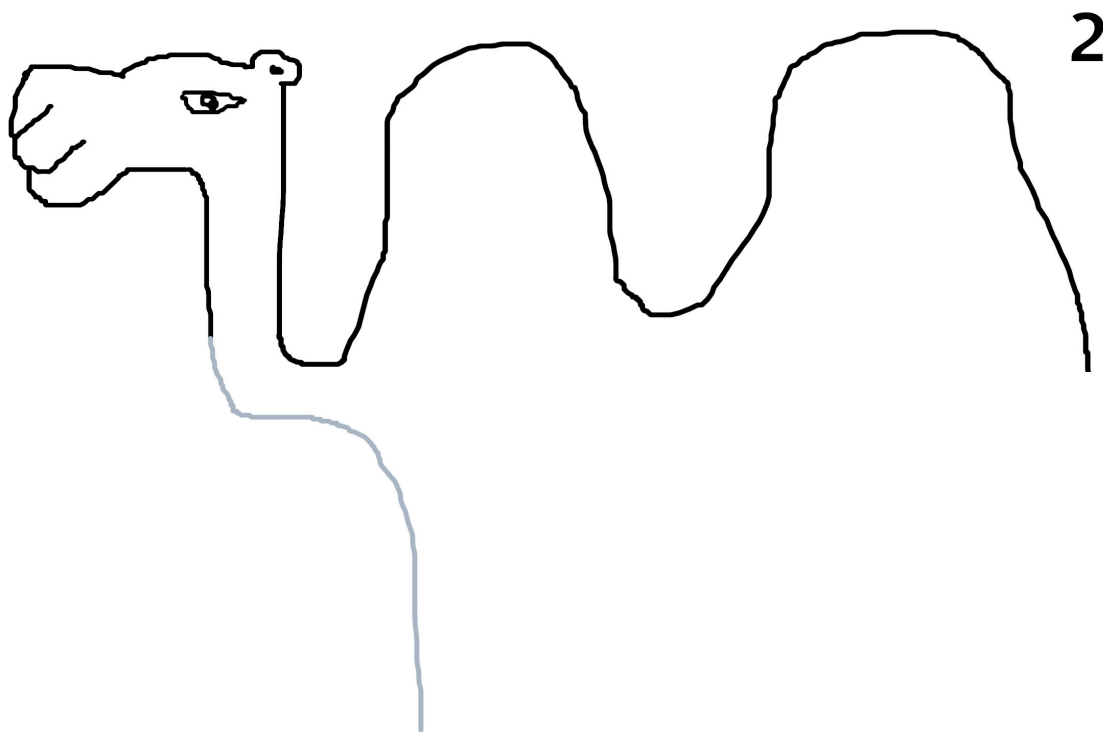
Keep going...



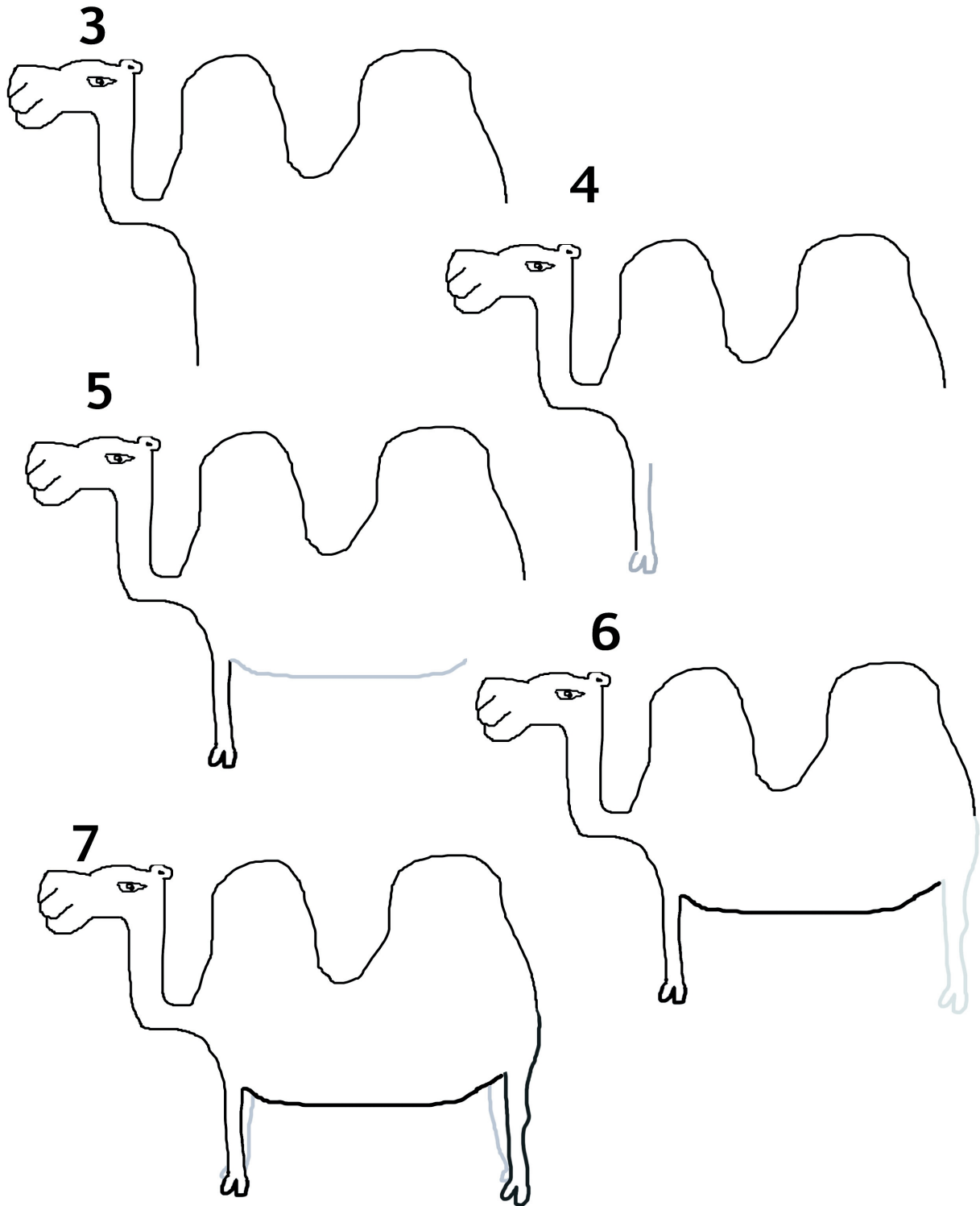
Drawing an Obese Bactrian Camel

By now, I have assumed that you have mastered how to draw a camel face.

Now let's look at how to draw a fat Bactrian camel.



Keep going...



Drawing a Camelcorn

There are indeed animals more spectacular than camels. They are called camelcorns – camel/unicorn hybrids.

1




2




3




4




5



6



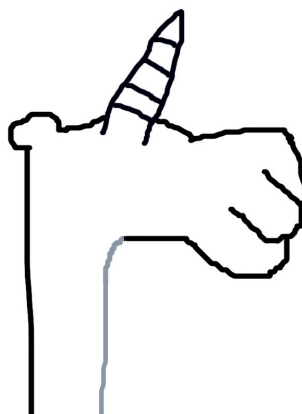
7



8




9






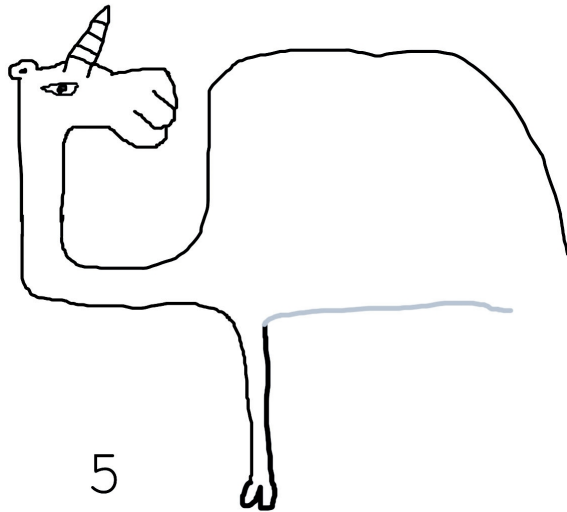
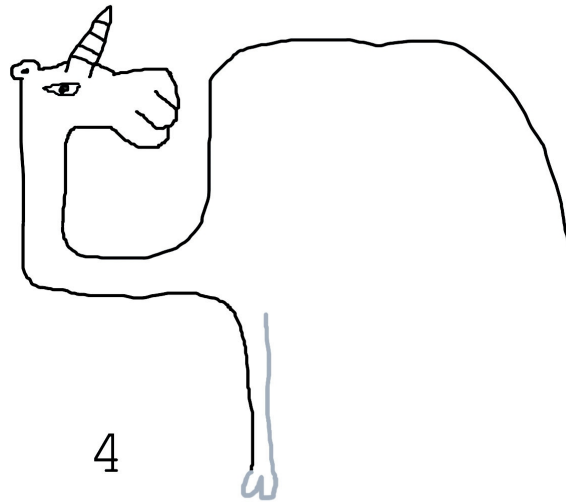

10



The next steps should be familiar by now...



Finishing touches...

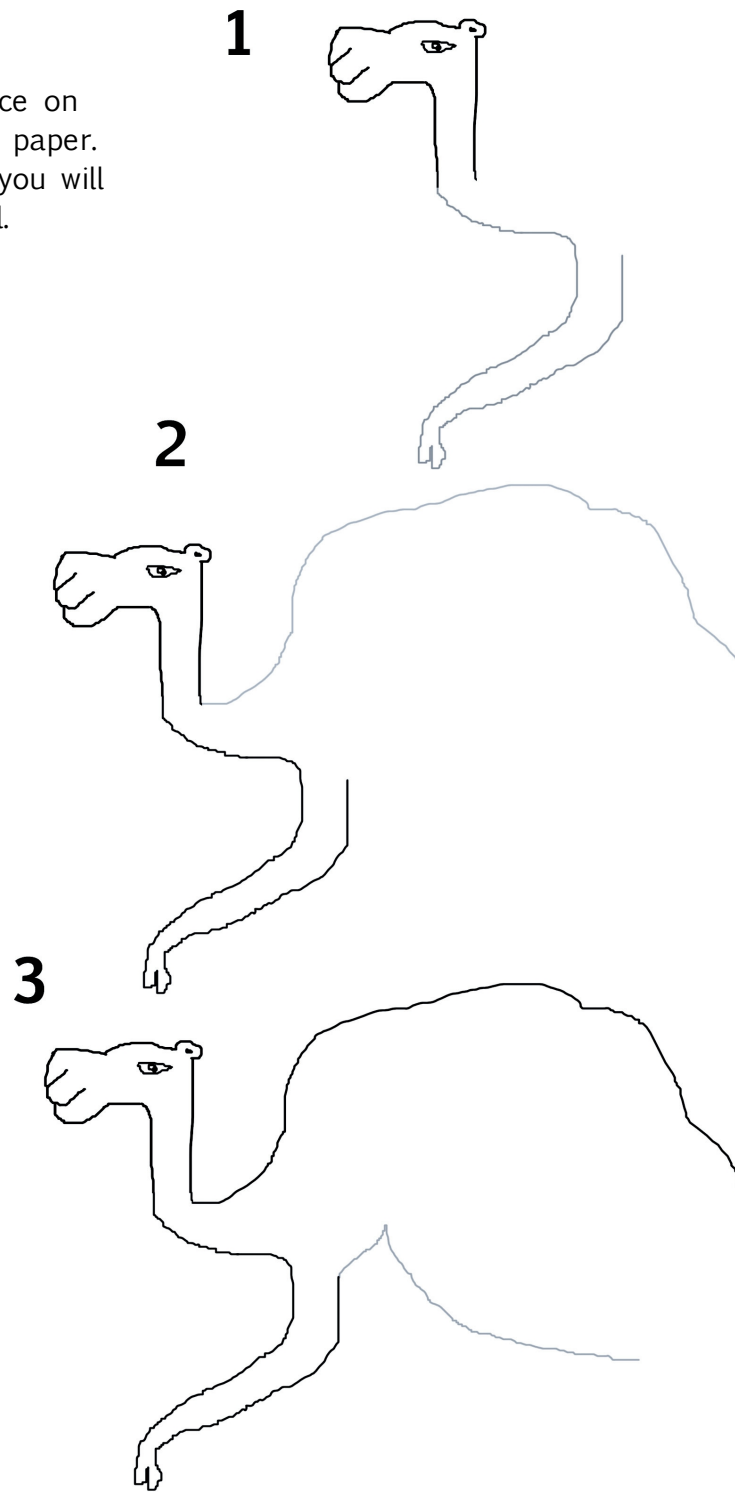


Pro Tip: Give it some color - it is a camelcorn after all!


Drawing Two Camels Making Love

Now it's time to take your skills to the next level. Let's draw two camels making love.



Pro Tip: leave space on the left side of the paper. This will be where you will draw the girl camel.




Now let's introduce the lady camel.



Pro Tip: make her look good. I gave my lady camel an earring.



Finishing touches...




If you've seen the videos on youtube, you know that the male camel salivates excessively during mating. I find it appalling and chose not to include it in my drawing. This is a personal choice.

Next Steps

How to Use your New Skill

- Walk with confidence and look people in the eye – you now possess one of the most desired skills in the world.
- Celebrate every moment because you've just found the meaning of life.
- Put Camel Drawing on your resume.
- Impress your friends at social gatherings.
- Draw a picture of a camel and give it to your best friend.
- Draw a picture of a camel and give it to a stranger.
- Draw a picture of two camels making love and give it to your lover (or prospective lover).
- Get some chalk and draw camels all over town.
- Enter an animal drawing contest and win.
- Meet a camel and draw their portrait.
- Teach someone to draw camels.
- Start a camel drawing club and throw a camel drawing party.
- Make cookies that look like camels.



How to Thank the Author

By now you may feel somewhat in debt to me, even though you already made a financial commitment to this training program. I understand.

If you would like to tell me how much this program has changed your life, you can do so by emailing me at phil.paoletta@gmail.com. You can also use the [contact](#) page on <http://howtodrawcamels.com>. If you would like to tell me face to face, my skype contact is phil.paoletta.

Besides offering me praise, you can spread the word about this project. Tell your friends, and your enemies. The whole world will benefit.

Finally, please send me pictures of your camel drawings. Nothing makes me happier.



Thank you for taking this journey with me.

Phil Paoletta